

MOBILE TELEPHONE JAMMER

OWNER'S MANUAL

Read this owner's manual thoroughly before use

BRIEF INTRODUCTION

This Mobile Telephone Jammer is a product with high technology. It can disable mobile telephones in the specified range and produce a blocking mask automatically.

It can be used widely in dangerous site, professional site banning noise, common site banning noise, anti-microwave site, secret site, working site where mobile telephones are banned. When the unit works, the mobile telephones in the blocking area can not receive and send any signal.

FEATURE

With the fast popularization of mobile telephone, people live in strong radio frequency radiation. This kind of radiation produces an increasing danger to oil stations, gas stations, hospital, chemical storehouse, etc. This Mobile Telephone Jammer can be used in these places, too.

1. Small size, light weight, easy to install.
2. Easy to operate
To use the unit, just switch the unit on. It is unnecessary to train and teach the operator.
3. No damage to mobile phone
This unit disables mobile telephone only when the telephone is in the blocking area. Once the mobile

1

telephone leaves this area, all the telephone's functions will be restored .

4. operate automatically

No person needed. This unit is designed in the style of base station and has high reliability and can operates in all kinds of ambiances for a long time automatically.

5. No harm to people and any device

This unit only expends little energy and is unhamful to people and any kind of electrical device.

6. Act fast

After the unit is switch on, all kinds of mobile telephones will be disabled within 35 seconds.
After the unit is switch off, the mobile telephones will recover in 5 to 10 seconds.

SPECIFICATIONS

In many cities, CDMA, GSM, PCS and PHS systems cover the same area. We use advanced blocking technology to disable the mobile telephone in the blocking area of 3 to 50 meters. According to the 4 systems mentioned above, this unit has several blocking frequency segments: 869MHZ~ 894MHZ 925MHZ~ 960MHZ 1900MHZ~1990MHZ 1805MHZ~1880MHZ, etc. It gets the blocking frequency by the technology of octave, frequency division, frequency hopping and filtering. You can build a global blocking space

2

of 3~100m diameter according to the power of the Mobile Telephone Jammer to disable the mobile telephones in this global space.

You can place several units in different positions according to the size of the dangerous area to make the blocking space cover the dangerous area with 3 meter exceeding the edge of the dangerous area.

STRUCTURE

1. Case

The case is made of aluminum alloy. On this alloy, there is a insulation layer. The case is connected to the bottom board firmly by screws, This can prevent dangerous gas from entering to ensure safety.

2. Power supply

Input voltage of This Mobile Telephone Jammer : DC 5V

Input voltage of the adapter : 110 - 240V, 0.5A, 50 - 60 Hz; output voltage: DC 5V

After you connect this unit to adapter, the unit will begin to work.

When installing adapter, you should avoid water and quashing.

3. Power lamp

When the red lamp lights, it shows that the jammer works properly.

4. Antenna

This unit is equipped with four antennas. Please ensure

3

that the antennas are connected to the unit properly.
The number on the antenna must be same as the number of the jack, otherwise the unit will be damaged.

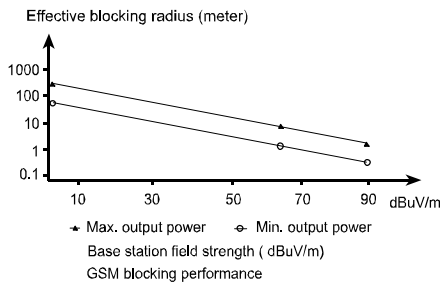
5. Bill in package

When you open the package, you will find the following items:

1. Mobile Telephone Jammer a unit
2. User's manual a piece
3. Power cord a unit
4. Antenna 4 units

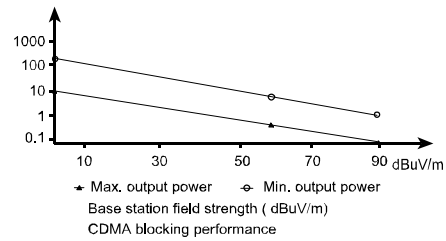
MAIN TECHNOLOGY PARAMETERS

The unit complies with international standards of country.



4

Effective blocking radius (meter)



INSTRUCTION FOR RELIABILITY AND SAFETY

Our company has grasped all the technologies used in the Mobile Telephone Jammer. We have experiment data about all the key technologies, so there is no any problem in technology for our company. We have passed the country department's appraisal and this unit meets the relative standards.

INSTALLATION AND USE

A. Installation

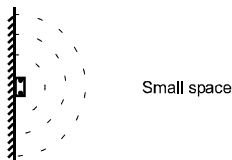
1. Take out the Mobile Telephone Jammer from the package box.
2. Properly install the antennas
3. Hang this unit on the wall.

5

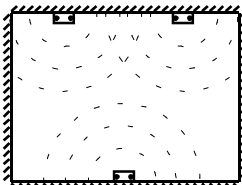
Note:

The optimum height is 180cm.

4. Turn on the power supply, The power lamp will light and the unit will begin to work.
5. For small space, you should set the unit in central position.
For large space, you should place several units in different positions.



Small space



Large space
(bee-nest style)

6

B. Note

1. Before you switch the power supply on, you must install the antennas.
2. The effective blocking area is a global space whose center is the unit. You should select a optimum position for the unit to be placed to cover all the required area.
3. The unit must be set in a ventilating place and be far away from any strong heat source and strong electromagnetism source to ensure the unit's function and long life.
4. When the unit works, never put any other goods on it and never remove the antennas to avoid affecting the blocking effect and damage to the unit.
5. When using this unit outdoors, keep the unit far away from water.
6. When this unit is not in use, switch the power supply off immediately to enable mobile telephones.
7. When the required area is more than the blocking space, you should use several units to make your purpose come true.
8. This unit doesn't have power switch, we suggest you use a socket with switch.
9. Avoid aging
Keep this unit far away from any corrosive gas and liquid as well as dust and moisture to preserve the unit's life.
10. Protect this unit from mouse and bug
When this unit is used outdoors, ensure that animals like mouse, ants and other damaging animals must not approach this unit.

7

11. When you use this unit in flammable and explodable ambience, its life length is 5 years.
If you use it carefully, it can be used for many times.
After its life length, you can contact the the dealer.
Ensure than this unit is checked or serviced once every month.

C. Maintenance

1. This unit is free of maintenance.
2. When cleaning this unit, never use any chemical solvent.
Avoid water's entering this unit.
3. When this unit is not in use, place it in dry and ventilating site and keep it far away from fog and harmful gas
4. This unit is guaranteed for one year, and be free of cost for repair for 3 years. Our company also has the duty to repair it in its life time.
5. If the sealing label has been damaged or someone has opened the package box before you do so, our company doesn't provide any service and maintenance.

REPAIR AND REPLACEMENT

1. This unit is guaranteed for one year. Except that this unit is misused, you can contact local dealer for repair without cost. Meanwhile, you should provide the warranty card and this unit. The dealer will contact our company about this.
2. If our company determines that the failure was not in the range of warranty, the user should pay the fee for repair.

8

3. The user should not open the case. Before install the antennas properly, never switch the power supply on.
Otherwise, our company has no duty of service and maintenance without money.

LEGAL RESPONSIBILITY

1. Explaining right
The explaining and duplicating rights of this manual belong to our company.
2. Label right
The using right of the name, logo and label of the unit belongs to our company.
3. Tortious responsibility .
Anyone who uses the name and label of our company's products without permission will take the legal responsibility for the tortious deed.

NOTE

1. Only when you comply with the relative laws, you can use the unit. Otherwise, our company will not take any legal responsibility.
2. This unit can only be used in the places where mobile telephone is banned by law or government. Otherwise, our company will not take any responsibility.
3. If the user uses, installs, or services this unit in a wrong way, our company doesn't take any relative responsibility.
5. If the user misunderstand the manual, our company will not take any relative responsibility.

9

SAFETY

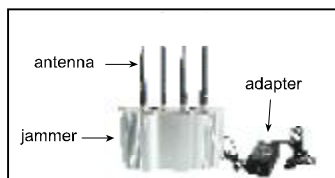
- a. With regards placing the jammer near sensitive or vital electronic equipment, a competent engineer or technician with knowledge of the equipment should be consulted.
- b. When operating the jammer, the user should be aware that emergency communication can also be blocked.
It is good practice to display a sign such as " please note that mobile telephone reception is poor in this building" when the jammer is in use.

INSTRUCTION FOR THE PANEL

There are 4 jacks for 4 different antennas. Every antenna should be installed into a specified jack according to the number on the antenna and the number beside the jack. There are two switches on the panel. You can set the size of blocking space by them:

最大 — maximum

最小 — minimum



10